

Powerware 5125 UPS family

Features

- ▶ Protects connected equipment from common power anomalies including surges, sags, brownouts, and over-voltage
- ▶ Provides more real wattage in less space with a .9 power factor—protecting more equipment and leaving more room for expansion. Available in two-in-one form factor (1000-3000 VA) and rackmount (5000/6000 VA) products
- ▶ Offers the choice of rackmount or tower installation—space-saving 2U packaging for 1000-3000 VA, 3U for 5000/6000 VA models—including batteries
- ▶ Increases battery life through microprocessor-controlled Advanced Battery Management (ABM®) technology
- ▶ Enables prioritized shutdown of non-essential equipment during outages to maximize backup time for critical devices
- ▶ Increases uptime with hot-swappable batteries and electronics, without interrupting power to connected systems (2400-6000 VA models)
- ▶ Ensures data and system integrity with a complete suite of power management software and connectivity options
- ▶ Provides a two-year limited warranty with next business day replacement, 10-year pro-rated warranty, and \$25,000 load protection guarantee; optional Gold Plans available (US and Canada*)



Powerware 5125 tower model
1000 to 2200 VA



Powerware 5125 two-in-one
form factor 1000 to 3000 VA



Powerware 5125 rackmount
5000 to 6000 VA

Introducing the expanded Powerware 5125 family of UPSs

The Powerware® 5125 family of uninterruptible power systems (UPSs) resolves the five primary problems with incoming utility power—outages, sags, surges, brownouts, and over-voltage conditions—and supplies clean, conditioned power to all connected equipment. It also offers varying degrees of protection from other problems, such as line noise, frequency variation, harmonics, and switching transients.

Incorporating more than 40 years of UPS design experience, Powerware 5125 UPSs deliver power protection for PC/workstation clusters, enterprise networking systems, server farms, and data center systems—anywhere continuous, clean power must be provided in a compact package at an affordable price.

This proven family of UPSs—which already included models for 1000-3000 VA—has been expanded with new 5000 VA and 6000 VA models that offer space-saving designs and innovative features at competitive prices to deliver greater return from your IT investment.

Power more servers in less space

Powerware 5125 models in the 1000-3000 VA range only occupy 2U. For maximum deployment flexibility, the standard chassis (available in beach gray or black) can be deployed as a tower unit or in a rack.

Snapshot

Power Rating:	1000-2200 VA tower models 1000-3000 VA - two-in-one models (rackmount and tower) 5000-6000 VA rackmount models
Voltage:	200, 208, 220, 230, 240 Vac
Frequency:	50/60 Hz (auto-sensing)
Configuration:	tower, two-in-one form factor or rackmount

Up to 6000 VA of UPS power is packed into three units (3U) of rack space—a mere 5.25" high, including batteries. This space-saving 3U design is one of the most power-dense 5000-6000 VA UPSs you can buy. That means more rack space is available for other critical equipment, such as servers, disk arrays, and extra batteries.

In addition to occupying less rack space than competing alternatives, Powerware 5125 UPSs deliver significantly more wattage—more power to protected equipment for the same utility dollar. The new Powerware 5125 5000 VA and 6000 VA models power 30 percent more servers in 40 percent less space compared to the leading competitive offering.

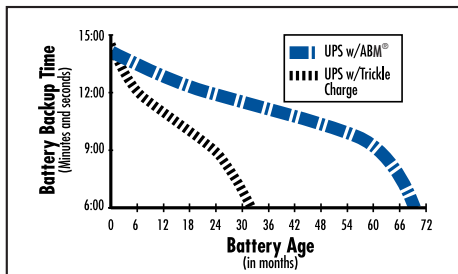
The difference is a .9 power factor—a measure of apparent power versus real power. By delivering more real output power, the Powerware 5125 can actually power more servers than another UPS of equivalent VA rating. This feature applies to two-in-one and rackmount models.

Line-interactive design shields systems from silent threats

The line-interactive 5125-series UPSs regulate voltage by boosting input utility voltage up or moderating it down as necessary before allowing it to pass to the protected equipment.

And if input voltage varies as much as 20 percent over nominal voltage or 30 percent under—which can easily happen when running on generator power—the Powerware 5125 accepts this inconsistent voltage and delivers clean, consistent output.

Unlike typical line-interactive systems, Powerware 5125 UPSs do not switch back and forth to battery power to accomplish this (which would shorten battery life and increase battery replacement costs), and do not send disruptive voltage spikes when boosting power up to specification.



Data based on tests performed by an independent battery manufacturer.

Extend battery life with Advanced Battery Management (ABM®) technology

Most UPS manufacturers in the market today offer batteries that are constantly 'trickle-charged'—a process that degrades the battery's internal chemical composition, reducing potential battery service life by as much as 50 percent. In contrast, Powerware ABM technology uses sophisticated sensing circuitry and an innovative three-stage charging technique that increases the useful service life of UPS batteries while optimizing battery recharge time.

The Powerware 5125 provides up to 60 days' notice of the end of useful battery service life, to allow ample time to hot-swap batteries without ever having to shut down connected equipment.

Add battery modules for even more backup capacity

Up to four Extended Battery Modules can be added to provide additional battery backup capacity as necessary. Batteries are hot-swappable and can be replaced at any time without interrupting UPS operation and load protection.

Extended Battery Modules are available in three forms: tower models, 2U and 3U rackmount models, designed to install tightly in tandem with the UPS for a clean look that enhances the appearance of the data center while saving precious space.


Powerware 5125 Battery Runtime Chart (minutes full/half load)

Load VA	Internal	1 EBM	2 EBMs	3 EBMs	4 EBMs
Tower models					
1000	5/14	25/60	55/170	83/199	109/228
1500	6/17	33/79	63/146	92/174	120/201
2200	5/14	26/60	55/170	81/198	106/224
Two-in-one (rackmount and tower) models					
1000	7/19	33/68	58/120	82/166	105/214
1500	5/13	23/57	49/161	73/172	96/205
2400	7/19	35/73	60/124	85/177	110/229
3000	5/15	25/61	49/103	69/146	90/190
Rackmount models					
5000	7/19	24/61	46/106	67/156	89/210
6000	5/15	19/49	36/85	53/125	71/168

* Up to 4 EBMs can be connected to all models. EBM run times include internal batteries. Run time chart provides typical information. Battery run times are approximate and may vary with equipment, configuration, battery age, temperature, etc.

Load Segments feature maximizes battery backup for critical systems

Using Powerware LanSafe power management software, you can independently control "Load Segments," which are groups of receptacles on the rear panel of the Powerware 5125 UPS. This feature enables you to manage scheduled shutdowns and sequential startups of protected loads. During a power outage, you could shut down power to non-critical devices (Load Segment 2), thereby extending battery backup time available for critical devices (Load Segment 1). When the Load Segments feature is used with Powerware connectivity cards, users can remotely re-boot locked-up network equipment. Simply connect to the interface card over the network, and toggle the password-protected Load Segment controller to get your network back online.



Hot-swappable battery modules - when batteries reach the end of their useful life, replace battery modules without powering down connected equipment (available on all models)

Hot-swappable electronic modules - replace electronics modules without shutting down connected equipment (available on 2400 VA to 6000 VA models)



Powerware 5000/6000 VA rackmount model

Easily service the UPS without interrupting power to protected systems

LEDs on the front panel of the Powerware 5125 indicate the presence of alarm conditions, battery utilization, bad or low batteries, site wiring faults, and incoming utility power, as well as current load levels relative to UPS capacity.

When batteries reach the end of their useful life, or electronics modules require service, replacement is easy. With simple access through the front panel, users can install new battery and electronics modules without ever powering down connected servers or removing the unit from the rack.

The key is an internal automatic bypass feature (available on 2400 VA–6000 VA models) that allows the UPS to continuously provide power to critical equipment while you're working on the system. Even if you pull out the electronics, the UPS keeps doing its job.

Connectivity options offer maximum flexibility

Connectivity options are available to suit nearly any communication requirement. The standard unit is equipped with a RS-232 serial communications port and a built-in USB port (5000 and 6000 VA models) to interface with power management software. You can customize your UPS by adding any of the following X-slot interface options for other types of communications:

► **ConnectUPS Web/SNMP Interface Card**

enables direct control and monitoring in SNMP-based networks, plus the ability to monitor UPS status and meters through a Web browser (includes built-in switch hub)



► **Multi-server Card**

enables up to six serially connected devices of mixed operating systems to be independently managed and controlled by a single UPS



► **Relay Interface Card**

provides dry-contact interface between the UPS and any relay-connected device, including the IBM® eServer® iSeries (AS/400) and a variety of industrial applications



► **Environmental Monitoring Probe (EMP)**

works with the ConnectUPS Web/SNMP card, remotely monitoring temperature, humidity, and the status of two contacts/sensors, such as smoke detector and open-door detector



Powerware 5125 6000 VA rackmount hardwired model

EMP

ConnectUPS-X
Web/SNMP card



Powerware 5125 2U and 3U rackmount models

Power management software unifies and centralizes UPS management

Every Powerware 5125 UPS comes with a CD that includes multimedia demonstrations, product data sheets, and the following power management software:

- ▶ Free LanSafe power management software for network shutdown
- ▶ 30-day trial version of Powerware PowerVision® UPS performance analysis and monitoring software



Powerware LanSafe power management software gives you control and visibility over all your UPS systems, using an intuitive, graphical interface and SNMP (Simple Network Management Protocol).

Using Powerware's innovative power management software, you can securely monitor UPS and battery performance over your LAN or the Web, establish prioritized shutdown of network devices and client/server applications, test all networked UPS systems from one node, analyze trends and network conditions, and stay informed of potential power problems by pager and email.

Gain a new level of confidence





The culmination of 40 years of R&D excellence, the newly expanded Powerware 5125 UPS family delivers confidence—confidence that your organization's critical electronics are protected by reliable and effective line-interactive protection, and confidence that Powerware will be there with you for the long term with warranty coverage and expert technical support.

Powerware offers a comprehensive, two-year limited warranty covering parts and labor. For warranty service on your Powerware 5125, we will ship a replacement unit via overnight express.

For added confidence, your Powerware 5125 UPS is also covered by a 10-year pro-rated warranty and \$25,000 load protection guarantee.

To find out more, visit our Web site at www.powerware.com, or contact us at 1-800-356-5794.

Powerware Recommends

Software	Connectivity	Service	System Solutions
> Powerware LanSafe power management software ensures data integrity; free updates available 	> Expansion Chassis > Connectivity cards: ConnectUPS Web/SNMP/xHub USB Relay Modbus Multiserver 	> Gold Plan > Gold Plan Plus  Enhance your power system maintenance coverage with Gold Plan or Gold Plan Plus service	> Extended Battery Modules  > Power Distribution Units

*See the Two-year Limited Warranty, the ten-year Pro-rated Warranty, and the Load Protection Guarantee for Powerware 5125 Products for details.

Powerware® 5125 Model Selection Guide

Model Number ¹	Power Rating (VA/Watt)	Input/Output Voltage (VAC) ²	Input Connection	Output Receptacles ⁴	Dimensions HxWxD (in/mm)	Weight (lb/kg)	Part Number/UPC Code
Tower Models (North America)							
PW 5125 1000	1000/700	120	5-15P, 6 ft line cord	(6) 5-15R	9.45 x 6.38 x 15.79/ 240 x 162 x 401	34.3/15.6	05146629-5501/ 790341032937
PW 5125 1500	1440/1050	120	5-15P, 6 ft line cord	(6) 5-15R	9.84 x 6.38 x 18.39/ 250 x 162 x 467	50.7/23.0	05146632-5501/ 790341032968
PW 5125 2200	1920/1600	120	5-20P, 6 ft line cord	(6) 5-15R, (2) 5-20R	9.84 x 8.07 x 19.41/ 250 x 205 x 493	68.3/31.0	05146635-5501/ 790341032999
PW 5125 2200b	2080/1600	208	IEC-320-15A, inlet ³	(9) IEC-320-10A (C13)	9.84 x 8.07 x 19.41/ 250 x 205 x 493	68.3/31.0	05146636-5501/ 790341033002
Tower Models (International)							
PW 5125 1000i	1000/700	230	IEC-320-10A, Inlet ³	(6) IEC-320-10A (C13)	9.45 x 6.38 x 15.79/ 240 x 162 x 401	34.3/15.6	05146630-5501/ 790341032944
PW 5125 1500i	1500/1050	230	IEC-320-10A, Inlet ³	(6) IEC-320-10A (C13)	9.84 x 6.38 x 18.39/ 250 x 162 x 467	50.7/23.0	790341032975/ 790341032975
PW 5125 2200i	2200/1600	230	IEC-320-10A, Inlet ³	(9) IEC-320-10A (C13)	9.84 x 8.07 x 19.41/ 250 x 205 x 493	68.3/31.0	05146637-5501/ 790341033019
Two-in-One (Rackmount and Tower) Form Factor Models⁵ (North America)							
PW 5125 1000 RM	1000/900	120	5-15P, 6 ft line cord	(6) 5-15R	3.5 x 17.0 x 19.4/ 89 x 432 x 494	61.0/27.67	05146666-5501/ 790341033033
PW 5125 1500 RM	1440/1340	120	5-15P, 6 ft line cord	(6) 5-15R	3.5 x 17.0 x 19.4/ 89 x 432 x 494	61.0/27.67	05146669-5501/ 790341033064
PW 5125 2400 RM	2400/2250	120	L5-30P, (12' attached)	(1) L5-30R, (6) 5-15R	3.5 x 19.0 x 24.5/ 89 x 483 x 623	89.0/40.40	05147564-5501/ 790341035310
PW 5125 3000 RM	2880/2700	120	L5-30P, (12' attached)	(1) L5-30R, (6) 5-15R	3.5 x 19.0 x 24.5/ 89 x 483 x 623	89.0/40.40	05147152-5501/ 790341035273
Two-in-One (Rackmount and Tower) Form Factor Models⁵ (International)							
PW 5125 1000i RM	1000/900	230	IEC-320-10A, Inlet ³	(6) IEC-320-10A (C13)	3.5 x 17.0 x 19.4/ 89 x 432 x 494	61.0/27.67	05146667-5501/ 790341033040
PW 5125 1500i RM	1500/1340	230	IEC-320-10A, Inlet ³	(6) IEC-320-10A (C13)	3.5 x 17.0 x 19.4/ 89 x 432 x 494	61.0/27.67	05146670-5501/ 790341033071
PW 5125 2400i RM	2400/2250	230	IEC-309 16A P, (12' attached)	(1) IEC-320-16A (C19) (9) IEC-320-10A (C13)	3.5 x 19.0 x 24.5/ 89 x 483 x 623	89.0/40.40	05147565-5501/ 790341035327
PW 5125 3000g RM	3000/2700	200-240	IEC-320-16A, receptacle	(1) IEC-320-16A (C19) (9) IEC-320-10A (C13)	3.5 x 19.0 x 24.5/ 89 x 483 x 623	89.0/40.40	05147155-5501/ 790341035297
PW 5125 3000e RM	3000/2700	230	IEC-320-16A, receptacle	(1) IEC-320-16A (C19) (9) IEC-320-10A (C13)	3.5 x 19.0 x 24.5/ 89 x 483 x 623	89.0/40.40	05147641-5501/ 790341035921
PW 5125 3000i RM	3000/2700	230	IEC-309 16A P (12' attached)	(1) IEC-320-16A (C19) (9) IEC-320-10A (C13)	3.5 x 19.0 x 24.5/ 89 x 483 x 623	89.0/40.40	05147154-5501/ 790341035280
Rackmount Models Only⁶							
PW 5125 5000 RM	5000/4500	200/208, 220, 230, 240	L6-30P	L6-30R on short cord, (2) L6-20 (4) C13	5.25 x 17.50 x 26.0/ 133 x 445 x 661	161/73	103003611-5501/ 790341043414
PW 5125 6000 RM HW	6000/5400	200-240	HW (terminal block)	HW, (4)C19, (4)C13	5.25 x 17.50 x 26.0/ 133 x 445 x 661	161/73	103003610-5501/ 790341043582
PW 5125 6000i RM	6000/5400	220, 230, 240	IEC309-32A	IEC309-32A on short cord, (4)C19, (4)C13	5.25 x 17.50 x 26.0/ 133 x 445 x 661	161/73	103003612-5501/ 790341043421
Optional Extended Battery Modules (EBMs)							
For use with PW 5125 24 V EBM 1000 VA tower models only	N/A	N/A	N/A	N/A	9.84 x 6.38 x 18.66/ 250 x 162 x 474	59.5/27.0	05146638-5501/ 790341033088
For use with PW 5125 48 V EBM 1500/2200 VA tower models only	N/A	N/A	N/A	N/A	9.84 x 6.38 x 18.66/ 250 x 162 x 474	59.5/27.0	05146639-5501/ 790341033095
For use with PW 5125 48 V EBM RM 1000/1500 VA RM models only	N/A	N/A	N/A	N/A	3.5 x 17.0 x 19.4/ 89 x 432 x 494	65.0/29.5	05147148-5501/ 790341033101
For use with PW 5125 120 RM 2400/3000 VA RM models only	N/A	N/A	N/A	N/A	3.5 x 19.0 x 24.5/ 89 x 483 x 622	121.0/54.9	05147156-5501/ 790341035303
For use with PW 5125 240 EBM (beach grey) 5000/6000 VA RM models only	N/A	N/A	N/A	N/A	5.25 x 17.50 x 24.75/ 133 x 445 x 629	169/76	103003387-5501/ 790341041007
For use with PW 5125 240 EBM (black) 5000/6000 VA RM models only	N/A	N/A	N/A	N/A	5.25 x 17.50 x 24.75/ 133 x 445 x 629	169/76	103003387-6501/ 790341041014

1. 50/60 automatic frequency selection. 2. 120 V models are 110 V, 120 V, 127 V user-selectable. 230 V models are 220 V, 230 V, 240 V user-selectable. 208 V models are 208 V, 220 V, 230 V, 240 V user-selectable. 3. Includes (2) each IEC interconnect cables. 4. 1000-1500 VA models are divided into (2) Load Segments (receptacle groups). 2200-3000VA models are divided into (3) Load Segments (receptacle groups). 5000/6000VA models are divided into (2) Load Segments. 5. Unit fits into standard 19-inch racks. Mounting kits are sold separately. 6. 5000/6000 VA models ship with both black and beige front panel bezels; models include rail kits and mounting hardware; factory installed ConnectUPS Web/SNMP/xHub card available by inserting -5507 for -5501.

Available Options	
Order Number	Description
05141562-0021	4-post rackmount kit (1000-3000 VA rackmount models) fits 19-inch racks
05146726-5501	2-post rack mount kit (1000-3000 VA rackmount models) fits 19-inch racks
05146871-5501	3-Slot seismic mounting kit (1000/1500 rackmount models only)
05146875-5501	5-Slot seismic mounting kit (1000/1500 rackmount models only)
05146447-5502	Multi-server card
05146508-5501	USB card
1018460	Relay card
103002974-5501	ConnectUPS Web/SNMP card
103002510-5501	Modbus card
103003637-5501	Environmental Monitoring Probe (EMP)
05146519-001	Powerpass Distribution Module (1000/1500 rackmount models only)
05146401-5501	Power Distribution Unit 250 VA 0U form factor. Side cabinet mount (5000/6000 VA)

Technical Specifications¹

Electrical Input	1000–2200 VA	2400–3000 VA	5000/6000 VA
Nominal Voltage ²	120, 208 and 230 Vac ²	120, 208 and 230 Vac ²	200/208, 220, 230 and 240 Vac ²
Input Voltage Ranges (for user-selectable voltages)	low voltage: 77-152 V high voltage: 154-288 V		160-288
Operating Frequency	50/60 Hz, auto-sensing		
Frequency Range	46-54 hz for 50 hz; 56-64 hz for 60 hz		
Electrical Output			
On Utility Voltage Regulation	-10% to +6% of nominal		
On Battery Voltage Regulation	±5% RMS		
Voltage Wave Shape (on battery)	sine wave		
Output Protection	short circuit protection		
Battery			
Battery Type	sealed, lead-acid; maintenance free		
Battery Runtime	see Battery Run Time table		
Battery Replacement	hot-swappable internal batteries and external batteries modules		
Recharge Time	<3 hours to 90% usable capacity		
Start-On-Battery	allows start of UPS without utility input		
General			
Electrical Power Module Replcmnt	no	yes, hot-swap	yes, hot-swap
Diagnostics	full system self-test on power up		
UPS Bypass	no bypass	internal bypass	
Transfer Time	4ms typical, 6ms max		
Dimensions and Weights	see Model Selection Guide		
Overload (normal operation)	110% overload, shutdown after 3 minutes 150% overload, shut down 10 cycles	100-102 % indefinite, 103-112% 2 minutes and > 112% 12 line cycles	
Communications			
User Interface	front control panel		
Audible Alarms	for various UPS alarm conditions, including: on battery, low battery, overload, UPS fault		
Network Transient Protector	UL 497 A, in/out jacks RJ45 (high voltage models network protection) & RJ11 (low voltage models modem protection)	No	
REPO Port	meets NEC code 645-11 intent and UL requirements		
Communication Ports	see Communications Slot		native USB and serial port
Communication Slot	RS-232 single serial module (standard) options available, see options chart	Web/SNMPxHub card factory installed; other options also available	
Cable	6-foot communications cable included		
Power Management Software	Powerware Software Suite CD-ROM (bundled with UPS)		
Environmental			
Safety Certifications	UL; cUL; NOM; C-Tick; CE marking		UL; cUL; NOM; C-Tick; CE marking TUV/VDE, GS
EMC Compliance	FCC Part 15, EN50091-2, Class A for 2.2 KVA and RM; Class B for 1000 and 1500 VA tower models	FCC Part 15, EN50091-2, Class A	
Operating Temperature	0 to 40°C (32 to 104°F)		10°C to 40°C
Storage Temperature	-15 to 50°C (5 to 122°F)		-25°C to 55°C
Relative Humidity	0% to 95% non-condensing		
Lightning & Surge Protection	ANSI/IEEE C62.41 (IEEE 587), IEC61000-4-5		
Surge Energy Rating	high-energy 6500 A peak		
Audible Noise	less than 40 dBA typical		less than 45 dBA typical
Altitude	3000m (10,000 ft) without derating		

1. Specifications are subject to change without notice due to continuing product improvement programs. 2. See Model Selection Guide for user-selectable voltages.

Powerware®, ABM® technology and PowerVision® are registered trademarks of Powerware Corporation©2004. IBM® and eServer® are trademarks of IBM Corporation.

Powerware

WORLDWIDE HEADQUARTERS
8609 Six Forks Road
Raleigh, NC 27615 U.S.A.
Toll Free: 1.800.356.5794
or 919.872.3020
www.powerware.com

CANADA
Ontario: 416.798.0112

5125FXA
Revision 09/04
Reprint 09/04

EUROPE/MIDDLE EAST/AFRICA
Denmark: 45.3686.7910
Finland: 358.94.52.661
France: 33.1.6012.7400
Germany: 49.7841.666.0
Italy: 39.02.66.04.05.40
Norway: 47.23.03.65.50
Sweden: 46.8.598.940.00
United Kingdom: 44.1753.608.700

ASIA PACIFIC
Australia/NZ: 61.2.9878.5000
China: 86.21.6361.5599
HK/Korea/Taiwan: 852.2745.6682
India: 91.11.2649.9414 to 18
Singapore/SEA: 65.6829.8888

LATIN AMERICA
Argentina: 54.11.4343.6323
Brazil: 55.11.3616.8500
México: 52.55.9171.7777

POWERWARE®