

---

# POWERCOMMAND® RSS TRANSFER SWITCH

POWERCOMMAND® 20 CONTROL | OPEN TRANSITION | 100 A & 200 A

---

## DESCRIPTION

The RSS Automatic Transfer Switch combines dependability and flexibility in a small, economic package. RSS switches are suitable for standby power systems in residential and light commercial applications. The RSS100 and RSS200 products are built to satisfy the backup power requirements of virtually any residential or light commercial application.

The RSS products are Listed to UL 1008, the Standard for Transfer Switch Safety. Cummins products adhere to National Electrical Code (NEC) and National Fire Protection Association (NFPA) requirements.

RSS transfer switches monitor utility power 24 hours a day and 7 days a week. When utility power becomes unsatisfactory or fails; the controller signals the generator to start, then transfers the load. When stable utility voltage returns, the transfer switch will automatically switch electrical load from the generator to the utility. No action is required by the user.

## FEATURES

**PowerCommand® 20 control** – A versatile, feature rich microprocessor-based control with LCD digital display and tactile-feel soft-switches for easy operation and screen navigation. Please see the PowerCommand® 20 control specification sheet S-6562 for the full description, benefits and features.

### Mechanically interlocked contactor –

- A powerful and economical solenoid drives the mechanism
- Long-life, high pressure, silver alloy contact resists burning and pitting

**Advanced transfer switch mechanism** – True transfer switch mechanism with break-before-make action.



**Main contacts** – Silver alloy contacts with multi-leaf arc chutes are rated for 100% load interruption. They require no routine contact maintenance and provide 100% Continuous current ratings.

### Neutral and ground bar –

- Fully rated
- Silver plated copper ground and neutral bus

**Ease of connection** – Solderless screw type terminals for external power connections




**Ease of service and access** – Single-plug harness connection and compatible terminal markings simplify servicing. Access space is ample. Door-mounted controls are field-programmable; no special tools are required.

**Complete product line** – Cummins is a single source supplier with a wide range of equipment, accessories and services to suit virtually any backup power application.

**Warranty and service** – Products are backed by a comprehensive warranty and a worldwide network of distributors with factory-trained service technicians.

### TRANSFER SWITCH MECHANISM

- A powerful, economical AC solenoid powers RSS transfer switches.
- Independent break-before-make action is used for 2-pole single phase switches.
- A mechanical interlock prevents simultaneous closing of normal and emergency contacts.
- Electrical interlocks prevent simultaneous closing signals to normal and emergency contacts and interconnection of normal and emergency sources through the control wiring.
- Long-life, high-pressure silver alloy contacts resist burning and pitting. Contacts are mechanically held in both normal and emergency positions for reliable, quiet operation.



### SPECIFICATIONS

<b>Voltage rating</b>	Up to 240 V AC, 50 or 60 Hz.
<b>Amperage rating</b>	Transfer switches rated for 100 and 200 continuous amperes
<b>Arc interruption</b>	Multiple leaf arc chutes provide dependable arc interruption.
<b>Neutral bar</b>	A full current-rated neutral bar is standard on enclosed 3-pole transfer switches.
<b>Auxiliary contacts</b>	Two contacts rated at 5A continuous at 100 V AC or 2.5A continuous at 200 V AC (one for each source) are provided for customer use. Wired to terminal block for easy access.
<b>Operating temperature</b>	-13 °F (-25 °C) to 131 °F (60 °C)
<b>Storage temperature</b>	-40 °F (-40 °C) to 140 °F (60 °C)
<b>Humidity</b>	Up to 90 % at 20 °C
<b>Altitude</b>	Up to 6,561 ft (2,000 m) without derating
<b>Surge withstand ratings</b>	Voltage surge performance and testing in compliance with the requirements of IEEE C62.41 (Category B3) and IEEE C62.45.
<b>Total transfer time (source-to-source)</b>	Will not exceed 100 msecs with normal voltage applied to the actuator.
<b>Manual operation*</b>	Transfer switches are equipped with a removable operating handle which allows operation during servicing to facilitate troubleshooting with sources of power

\*See Operator Manual for further details.

**UL 1008 WITHSTAND AND CLOSING RATINGS**

Amperage rating (A)	Short-Circuit Current RMS Symmetrical Amperes (kA)	Short Circuit AC Voltage (V)	Breaker Manufacturer	Maximum Breaker Amperes (A)	Drawing reference
100	22	120/240	Square D	250	A051A950
200	22	120/240	Eaton	250	A051A954

**ENCLOSURE**

The transfer switch and control are mounted in a lockable enclosure. Wire bend space complies with 2008 NEC.

**DIMENSIONS AND WEIGHTS**






Amperage rating (A)	Height		Width		Depth		Weight		Outline drawing
	in	mm	in	mm	in	mm	lb	kg	
100	24.4	619	17.0	433	6.7	170	33	15	A065D179
200	27.1	688	18.2	463	6.7	170	46	21	A065D180

**TRANSFER SWITCH LUG CAPABILITIES**

Amperage rating (A)	Size
100	14 AWG to 2/0 CU/AL
200	6 AWG to 300 MCM CU/AL

**SUBMITTAL DETAIL**

Description	Part number	Amperage rating (A)	Voltage (V)	Enclosure
RSS 100	A065M392	100	120/240	3R
RSS 200	A065M393	200	120/240	3R

CODES AND STANDARDS			
	All switches are UL 1008 Listed with UL 50E Type Rated cabinets and UL Listed CU-AL terminals.	<b>NEC®</b>	Suitable for use in Optional Standby Systems as per NEC Article 702
	All switches comply with NEMA ICS 10.	<b>ISO®</b>	All switches are designed and manufactured in facilities certified to ISO 9001.
	All switches are certified to CSA C22.2 No. 178.1 switching of electrical energy in emergency or other systems, up to 600 Vac and 4 kA.	<b>EMC</b>	All switches have been tested to meet the following Electromagnetic Compatibility (EMC) standards: <ul style="list-style-type: none"> <li>▪ EN 61000-6-2 Generic Immunity Standard for the Industrial Environment.</li> <li>▪ EN 61000-6-4 Generic Emission Standard for the Industrial Environment.</li> </ul>
	All switches comply with IEEE 446 Recommended Practice for Emergency and Standby Power Systems.		
	All switches comply with NFPA 70.		

For more information, please contact your local Cummins distributor or visit [cummins.com](http://cummins.com)  
 Our energy working for you.™

S-6559-EN PD00000755 Rev. 01/22  
 ©2021 Cummins Inc.

All rights reserved. Cummins is a registered trademark of Cummins Inc. PowerCommand, AmpSentry, InPower and "Our energy working for you." are trademarks of Cummins Inc. Other company, product, or service names may be trademarks or service marks of others. Specifications are subject to change without notice.

