

Powerware® 3115 UPS

Features

- ▶ Uninterruptible power protection against power failures, power sags, and power surges
- ▶ Power management software provides monitoring and shutdown capabilities for the vast majority of operating systems
- ▶ Easy to install
- ▶ User-replaceable batteries extend the service life of the UPS
- ▶ Comprehensive agency approvals
- ▶ Warranty (U.S. and Canada)
 - 2-year limited warranty
 - 5-year pro-rated warranty
 - \$25,000 load protection guarantee
 - Gold Plan with technical support advanced overnight replacement, and Powerware paid freight.



Snapshot

Power Rating:	300-650 VA
Voltage:	110/120/127 Vac; 220/230/240 Vac
Frequency:	50/60 Hz
Configuration:	Cabinet

The Powerware 3115 is the ideal UPS for PCs, workstations, point-of-sale (POS) systems, cash registers, network nodes, and similar equipment requiring basic cost-effective protection.

Because an integral part of power protection is power management software, the Powerware 3115 comes fully equipped with a communications port, serial cable, and a CD containing power management software to ensure data integrity during extended power failures.

Designed with a small footprint, the Powerware 3115 is easy to install and operate. Audible alarms inform you of any fault conditions, and when the replace battery alarm sounds, there's no need to return the unit to

the factory for service. Instead, you can save money by simply replacing the batteries without having to purchase a new UPS.

Backed by Powerware's exclusive Triple Power Warranty and bearing full agency approvals, the Powerware 3115 incorporates the highest level of service, design, and performance. The Powerware 3115 is power protection you can count on to keep you up and running—without interruption!

Specifications

In a perfect world, your electrical equipment would always receive clean power. However, without UPS protection, power quality can be erratic, causing serious damage to your files and hardware.

Series 3 Power Protection

The Powerware 3115 is a Series 3 UPS, meaning it protects your equipment from three basic power problems: power failures, power surges, and power sags.

These three power problems can cause hardware damage, keyboard lockups, data corruption, and data loss. Acting as a defensive barrier between your equipment and dirty power, the Powerware 3115 eliminates the threats caused by power failures, power surges, and power sags, thus increasing productivity and your bottom line.



PowerFailures

A complete loss of utility power that can be caused by events such as lightning strikes, grid over-demands, accidents, and natural disasters.



Power Surges

With voltages above 110% of nominal, surges can be triggered by rapid reduction in power loads, heavy equipment being turned off, or by utility switching.



Power Sags

The opposite of surges, sags are caused by a startup of large loads, utility switching, utility equipment failure, lightning, and power service that is too small for the demand.

INPUT

Power Levels	300, 420, and 650 VA; see Model Selection Guide
Topology	Standby
Operating Voltage Range	120 Vac models: 103 to 142 (default); 88 to 142 Vac (user-selectable) 230 Vac models: 196 to 260 (default); 166 to 260 Vac (user-selectable)
Frequency	50/60 Hz
Frequency Range	57 to 63 Hz @ 60 Hz 47 to 53 Hz @ 50 Hz
Current	3.5A @ 120 Vac; 1.8A @ 230 Vac
Connections	See Model Selection Guide
Protection	Resettable circuit breaker
Total Harmonic Distortion (THD)	Same as input
TVSS Rating	Total energy rating more than 240J, 6500A Surge voltage let-through (percentage of applied ANSI C62.41 Cat. A +6kV test waveform) ≤ 5%

AC OUTPUT, NORMAL MODE

Voltage	120 and 230 Vac; see Model Selection Guide
Frequency	50/60 Hz auto-selectable; same as input
Frequency Regulation	Same as load
Overload	110% + 10% overload for 3 minutes. SMPS load, pure sine wave input. 120% + 10% for 10 cycles
Efficiency	96% straight through mode @ full load and fully charged battery

AC OUTPUT, BATTERY MODE

Voltage Regulation	Nominal voltage ±5%; -10% at low battery
Waveform	Step wave (synthesized sine)
Frequency Regulation	50/60 Hz ±1 Hz of auto-selected nominal frequency
Transfer Time	4 milliseconds, typical
Efficiency	>70%, 100% SMPS load

BATTERY

Backup Time	See Battery Run Times table
Battery Recharge Time	12 hours to 95% usable capacity @ nominal line after full load discharge
Start-On-Battery Battery	Startup with UPS batteries in absence of utility power 12 and 6 Vdc batteries; Valve-Regulated Lead Acid (VRLA), minimum 3 year float service life at 25°C
Battery Protection	Internal batteries protected by either a fuse or circuit breaker. Fuse ratings: 30A/32 Vdc and 40A/32 Vdc
Charger Voltage	13.5 to 13.8 Vdc
Maximum Charge Current	12V battery = 0.7 ± 0.1A 6V battery = 1.2 ± 0.1A
Replacement/Service	User-replaceable

REGULATORY STANDARDS AND REQUIREMENTS

Safety	120 Vac models: UL1778, CAN/CSA C22.2 No. 107.1 230 Vac models: EN50091-1, C-Tick
EMI/EMC	120 Vac models: FCC Part 15 Class B 230 Vac models: EN50091-2
Immunity	IEC 61000-4-2, -3, -4
Audible Noise	< 40 dBA
Operating Altitude	3000m (10,000 ft max.)
Operating Temperature	0°C to 40°C, 0 to 1500 meters above sea level 0°C to 35°C, 1500 to 3000 meters above sea level
Transit and Storage Temperature	-15°C to +55°C
Relative Humidity	0 to 95% noncondensing

MECHANICAL

Dimensions and Weight	See Model Selection Guide
------------------------------	---------------------------

Additional Features

Front Panel Display

On/Off Power Button
Master on/off switch for connected equipment

Power On Indicator

Battery Test/Alarm Silence Button



Audible Alarms

In addition to the user-friendly front panel, the Series 3115 is fully equipped with a set of audible alarms that alert you to vital overload, fault, and battery conditions.

Rear Panel Display (Model PW3115 300/PW3115 420)

Communication Port
Provides interface for LanSafe III software communications

Resettable Circuit Breaker
Reset circuit breaker with the push of a button

Input Cord (120 Vac models)
Plug the UPS into the wall socket and it's ready to go



DIP Switches
Specify wider input voltage range that UPS accepts before transferring to battery power

Site Wiring Fault Indicator (120 Vac models)
Illuminates if there is a wiring problem in the wall socket

Output Receptacles
Connect your equipment easily



Powerware Software

Powerware includes its LanSafe Power Management Software with the Powerware 3115.

The software

- ▶ Performs graceful, sequential shutdown to prevent system crashes when power failure outlasts battery runtime
- ▶ Saves work-in-progress to avoid data loss
- ▶ Closes applications in an orderly fashion to prevent data corruption
- ▶ Delivers UPS alarms through network, email, pager, or mobile phone
- ▶ Monitors battery health to ensure UPS performance

User-Replaceable Batteries

When the audible alarm indicates that the batteries need to be replaced, you can safely install supplied batteries and return the old batteries for proper disposal and recycling. You also have the option of returning the entire unit for repair or battery replacement under Powerware's Triple Power Warranty.



90° Angle Plug (120 Vac models)

The input plug on 120 Vac models fits flush against the wall to save space.



Powerware 3115 Model Selection Guide

MODEL NUMBER	POWER OUT (VA/WATTS)	INPUT CONNECTION	OUTPUT CONNECTIONS	DIMENSIONS (H x W x D; CM/INCHES)	WEIGHT (KG/LB)	PART NUMBER/UPC CODE
120V¹; 50/60 Hz Models for North America, Central America, & parts of South America						
PW3115 300	300/180	5-15P ²	(2) 5-15R	15.5 x 8.6 x 32.3/6.1 x 3.4 x 12.8	5.2 /11.5	05145876-5501/ 790341028237
PW3115 420	420/252	5-15P ²	(2) 5-15R	15.5 x 8.6 x 32.3/6.1 x 3.4 x 12.8	5.2/ 11.5	05145880-5501/ 790341028251
PW3115 650	650/400	5-15P ²	(4) 5-15R	16.3 x 11.7 x 35.6/6.4 x 4.6 14.0	7.5/16.5	05145884-5501/ 790341028275
230V³; 50/60 Hz Models for Europe, Middle East, Africa, Asia, Australia, & parts of South America						
PW3115 300i	300/180	IEC-320, 10A	(2) IEC-320 ⁴	15.5 x 8.6 x 32.3/6.1 x 3.4 x 12.8	5.2 /11.5	05145877-5501/ 790341028244
PW3115 420i	420/252	IEC-320, 10A	(2) IEC-320 ⁴	15.5 x 8.6 x 32.3/6.1 x 3.4 x 12.8	5.2 /11.5	05145881-5501/ 790341028268
PW3115 650i	650/400	IEC-320, 10A	(4) IEC-320 ⁴	16.3 x 11.7 x 35.6/6.4 x 4.6 14.0	7.5/16.5	05145885-5501/ 790341028282

1. 120V default; 110V and 127V user-selectable. 2. 6' line cord. 3. 230V default; 220V and 240V user-selectable. 4. Ships with (2) IEC interconnecting cords.

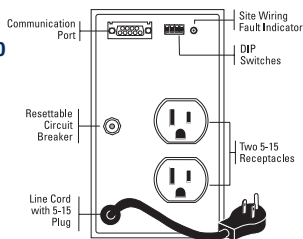
BATTERY RUN TIMES (IN MINUTES)

APPLICATION	LOAD (CONNECTED EQUIPMENT)	PW3115 300(i)	PW3115 420(i)	PW3115 650(i)
Electronic cash register	75 VA/45 Watts	30	35	41
Stackable hub	150 VA/90 Watts	24	25	32
Router	200 VA/120 Watts	16	17	27
Intelligent terminal or POS	300 VA/180 Watts	10	11	18
Pentium PC or Power Mac w/15" monitor	350 VA/210 Watts		7	16
Moderately configured Pentium PC or Power Mac w/15" monitor	420 VA/252 Watts		6	12
Moderately configured Pentium PC or Power Mac w/17" monitor	500 VA/300 Watts			9
Heavily configured Pentium PC or Power Mac w/19" monitor	600 VA/360 Watts			7
Heavily configured Pentium PC or Power Mac w/21" monitor	650 VA/390 Watts			6.5

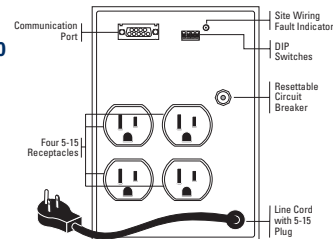
Backup times are approximate and may vary considerably due to modified configurations, environmental conditions, ambient temperature, battery age, and other factors.

120 Vac Rear Panels

PW3115 300 / PW3115 420

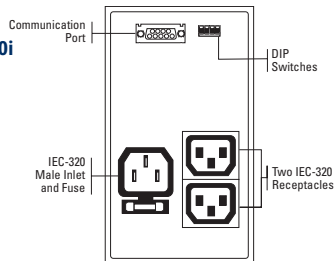


PW3115 650

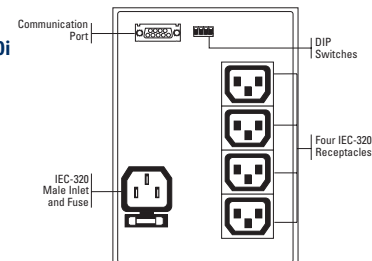


230 Vac Rear Panels

PW3115 300i / PW3115 420i



PW3115 650i



Windows is a registered trademark of Microsoft Corporation. OS/2 is a registered trademark of International Business Machines Corporation. Novell and NetWare are registered trademarks of Novell, Inc. Other brand or product names are trademarks or registered trademarks of their respective holders. Due to continuing product improvement programs, specifications are subject to change without notice.

Powerware

WORLDWIDE HEADQUARTERS
8609 Six Forks Road
Raleigh, NC 27615 U.S.A.
Toll Free: 1.800.356.5794
or 919.872.3020
www.powerware.com

CANADA
Ontario: 416.798.0112

3115FXA
Revision 06/04
Reprint 10/04

EUROPE/MIDDLE EAST/AFRICA

Denmark: 45.3686.7910
Finland: 358.94.52.661
France: 33.1.6012.7400
Germany: 49.7841.666.0
Italy: 39.02.66.04.05.40
Norway: 47.23.03.65.50
Sweden: 46.8.598.940.00
United Kingdom: 44.1753.608.700

ASIA PACIFIC

Australia/NZ: 61.2.9878.5000
China: 86.21.6361.5599
HK/Korea/Taiwan: 852.2745.6682
India: 91.11.2649.9414 to 18
Singapore/SEA: 65.6829.8888

LATIN AMERICA

Argentina: 54.11.4343.6323
Brazil: 55.11.3616.8500
México: 52.55.9171.7777

POWERWARE