

Powerware 9125 UPS

700-6000 VA

Features

- ▶ Protects mission critical applications from downtime, data loss and corruption, and process interruption by providing continuous, clean power
- ▶ Secures connected equipment from damage or degradation caused by power anomalies
- ▶ Increases battery life through Advanced Battery Management (ABM®) technology, resulting in more up-time and fewer battery replacements
- ▶ Offers a load segments feature (on 700-3000 VA units) that enables orderly shutdown of non-essential equipment during power outages to extend backup power time for critical systems
- ▶ Delivers deployment flexibility while conserving valuable rack space, by offering rack-mount or tower installation choices
- ▶ Ensures data and system integrity with a complete power management software suite
- ▶ Provides a two-year limited warranty and the industry's most extensive investment protection with a 10-year pro-rated warranty, and \$25,000 load protection guarantee (US and Canada).



Powerware 9125 6000 VA

Today's stressed electrical power distribution grids present unique challenges for information technology (IT) users. Power voltages to IT equipment can vary substantially from their specified value. Electricity from local utilities is typically plagued with surges, sags, electrical noise, harmonics, load fluctuations, and other interferences. These anomalies can corrupt data, cause process interruptions, and damage or destroy connected equipment.

The Powerware® 9125 uninterruptible power system (UPS) resolves these utility power problems and supplies continuous, conditioned power to all connected equipment, making power-related downtime a thing of the past.

Incorporating more than 40 years of UPS design experience, the Powerware 9125 UPS delivers superior power protection for banking and security systems, manufacturing process control, heavily configured servers, and telecommunications/PBX equipment. Combining superior performance with innovative features, the Powerware 9125 is the ultimate UPS in its class.

Double-conversion, online design offers superior reliability and protection

The Powerware 9125 is a double-conversion online UPS, which means it is constantly conditioning and controlling AC output during normal

Snapshot

Power Rating: 700-6000 VA
Voltage: 120, 208 and 230 Vac
Frequency: 50/60 Hz (auto-sensing)
Configuration: Rack-mount or tower

operating conditions. Unlike other commercially-available technologies, a double-conversion online design assures that in the event of a utility power failure, there is zero delay transferring to backup power.

The double-conversion architecture incorporates both a rectifier and inverter to completely isolate the output power from all input anomalies. Only a true online system such as the Powerware 9125 protects connected equipment from all nine of the most common power problems: outages, sags, surges, spikes, brownouts, line noise, frequency variation, switching transients, and harmonic distortion.

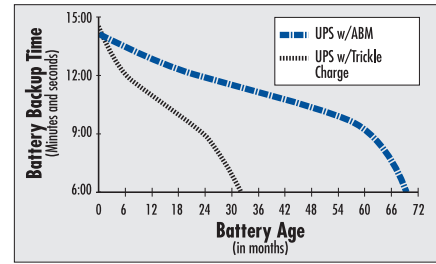
Even when presented with the most severe power problems, power output remains stable, within 3 percent of nominal voltage. The Powerware 9125 supports a wide range of input voltages, so it is not consuming battery capacity during minor power fluctuations. Battery capacity is saved for times when utility power is completely lost. If an outage occurs, the Powerware 9125 transfers to battery with no break in power, making it an ideal UPS for equipment sensitive to voltage fluctuations.



Powerware 9125 3000 VA

Double battery life with Advanced Battery Management (ABM®) technology


Most UPS manufacturers in the market today offer batteries that are constantly 'trickle-charged'—a process that degrades the battery's internal chemical composition, reducing potential battery service life by as much as 50 percent. In contrast, Powerware ABM technology uses sophisticated sensing circuitry and an innovative three-stage charging technique that doubles the useful service life of UPS batteries while optimizing battery recharge time. The Powerware 9125 provides up to 60 days' notice of the end of useful battery service life, to allow ample time to hot-swap batteries without ever having to shut down connected equipment.



Data based on tests performed by an independent battery manufacturer.

Maximize battery backup time for critical systems

Using Powerware LanSafe power management software, you can independently control Load Segments, which are groups of receptacles on the rear panel of the Powerware 9125 UPS (700-3000 VA). This feature enables you to manage scheduled shutdowns and sequential startups of protected loads. During a power outage, you could shut down power to non-critical devices, thereby extending battery backup time available for critical devices. When the Load Segments feature is used with Powerware ConnectUPS™ connectivity cards, users can remotely re-boot locked-up network equipment. Simply connect to the ConnectUPS connectivity card over the network, and toggle the password-protected Load Segment controller to get your network back online.



Add battery modules for even more backup capacity

Up to four Extended Battery Modules can be added to provide additional battery backup capacity as necessary. These battery modules are hot-swappable and can be replaced at any time without interrupting UPS operation and load protection.



Powerware 9125 6000 VA with 2 EBMs

Battery Run Times (in minutes)

Load	Standard Internal Batteries	1 EBM	2 EBMs	3 EBMs	4 EBMs
700/1000 VA Models					
200 VA/140W	37	271	546	-	-
400 VA/280W	19	142	278	-	-
700 VA/490W	9	72	156	-	-
850 VA/595W	6	59	124	-	-
1250 VA/875W	11	46	87	-	-
1000 VA/700W	5	48	104	-	-
1250 - 2000 VA Models					
400 VA / 280W	46	177	331	501	682
700 VA/490W	25	96	180	272	370
850 VA/595W	21	76	142	214	292
1000 VA/700W	16	61	115	174	237
1250 VA/875W	11	46	87	131	179
1500 VA/1050W	8	37	70	106	144
1800 VA/1260W	6	30	57	85	116
2000 VA/1400W	5	26	49	74	100
2500/3000 VA Models					
1250 VA/875W	16	57	90	150	200
2500 VA/1750W	7	28	48	68	88
1500 VA/1050W	13	55	72	120	160
3000 VA/2100W	5	25	38	54	70
5000/6000 VA Models					
1000 VA / 700 W	64	179	308	448	-
2000 VA / 1400 W	38	108	186	271	362
3000 VA / 2100 W	34	70	122	178	237
4000 VA / 2800 W	19	49	86	125	168
5000 VA / 3500W	13	37	65	96	128
6000 VA / 4200W	10	30	52	76	102

This table provides typical information. Run times are approximate and vary with equipment, configuration, battery age, temperature, etc.

Design and connectivity options offer maximum flexibility

Up to 3000 VA of UPS power is packed into only two units (2U) of rack space; only five units (5U) for the 5000 and 6000 VA models. The standard chassis (available in beach gray or black) can be deployed as a tower unit or in a rack. Pedestal kits are standard with units up to 3000 VA. Optional rack kits are available for


all models. An optional seismic kit is also available for select units. Connectivity options are available to suit nearly any communication requirement. The standard unit is equipped with an RS-232 serial communications port. You can customize your UPS by adding X-Slot interface options for other types of communications:

ConnectUPS™ Web/SNMP card



Enables a direct connection to the ethernet network and the Internet. Monitor and manage your UPS with a standard Web browser.

Multi-server card



Provides serial connections for monitoring and graceful shutdown of up to five computer systems running various operating systems.

Modbus® card



Enables real-time monitoring of power conditions through Building Management Systems (BMS).

Relay card



Provides simple alarm notification via isolated contacts to signal a change of state in UPS operation (typical in IBM® eServer® iSeries applications).

Unify the management of UPS functions and connections

The Powerware 9125 comes complete with the Powerware Software Suite CD, including SNMP-compatible LanSafe™ power management software to provide control and visibility over multiple UPSs. From a central vantage point, you can perform all requisite management processes for power protection, such as establishing a prioritized shutdown of network devices and client/server applications, testing all networked UPS from one node, analyzing trends and network conditions, and staying informed of power problems via email broadcasts to mobile phones or pagers.

The Software Suite CD includes multimedia demonstrations of the various software packages Powerware has to offer: LanSafe v. 5, Powervision®, and Foreseer®. Additionally, a 30-day trial version of Powervision is included on the CD for exploration.

Service the UPS without interrupting power to downstream systems

Powerware 9125 UPS models from 700 VA to 6000 VA offer optional PowerPass power distribution modules (PDMs) with the following capabilities:

- ▶ Maintenance Bypass Switch in the PowerPass module enables users to upgrade or replace the UPS while continuously providing power to critical equipment
- ▶ Step-down transformer (2500-6000 VA) enables the UPS to be connected to energy-saving 208V or 240V input voltage, while providing appropriate output voltage combinations of 120V and 208V through 240V for connected equipment
- ▶ Extra receptacles match the unique requirements for your protected equipment

Backed by a comprehensive warranty program, the Powerware 9125 delivers the most reliable, efficient, and full-featured protection available for your organization's critical electronics.

Model Selection Guide

Model Number ¹	Part Number ²	Power Rating (VA/Watt)	Input Connection	Output Receptacles	Dimensions HxWxD (in / mm)	Unit Wt. (lb/kg) ⁶
120 Vac Models³						
PW9125 700	05146012-5501	700 / 490	5-15P	(6) 5-15R	3.5 x 17.0 x 19.4 / 89 x 432 x 494	34/15
PW9125 1000	05146002-5501	1000 / 700	5-15P	(6) 5-15R	3.5 x 17.0 x 19.4 / 89 x 432 x 494	34/15
PW9125 1250	05146008-5501	1250 / 875	5-15P	(6) 5-15R	3.5 x 17.0 x 19.4 / 89 x 432 x 494	50/23
PW9125 1500	05146005-5501	1500 / 1050	5-15P	(6) 5-15R	3.5 x 17.0 x 19.4 / 89 x 432 x 494	50/23
PW9125 2000	05146001-5501	2000 / 1400	5-20P	(6) 5-15R	3.5 x 17.0 x 19.4 / 89 x 432 x 494	50/23
PW9125 2000 20R	05146001-5516	2000 / 1400	5-20P	(2) 5-15R, (4) 5-20R	3.5 x 17.0 x 19.4 / 89 x 432 x 494	50/23
PW9125 2500	103002716-5501	2500 / 1750	L5-30P	(2) 5-15R, (2) 5-20R, (1) L5-30R	3.5 x 17.0 x 23.9 / 89 x 432 x 607	81.5/37
PW9125 3000	103002717-5501	3000 / 2100	L5-30P	(2) 5-15R, (2) 5-20R, (1) L5-30R	3.5 x 17.0 x 23.9 / 89 x 432 x 607	81.5/37
208 Vac Models⁴						
PW9125 2500EU	103002718-5501	2500 / 1750	Detachable L6-20	(4) IEC 320-C13, (1) IEC 320-C19	3.5 x 17.0 x 23.9 / 89 x 432 x 607	81.5/37
PW9125 3000EU	103002719-5501	3000 / 2100	Detachable L6-20	(4) IEC 320-C13, (1) IEC 320-C19	3.5 x 17.0 x 23.9 / 89 x 432 x 607	81.5/37
PW9125 2500EUHW	103002720-5501	2500 / 1750	Hardwired	Hardwired	3.5 x 17.0 x 23.9 / 89 x 432 x 607	81.5/37
PW9125 3000EUHW	103002721-5501	3000 / 2100	Hardwired	Hardwired	3.5 x 17.0 x 23.9 / 89 x 432 x 607	81.5/37
230 Vac Models⁵						
PW9125 700i	05146622-5501	700 / 490	IEC 320-C14	(6) IEC 320-C13	3.5 x 17.0 x 19.4 / 89 x 432 x 494	34/15
PW9125 1000i	05146011-5501	1000 / 700	IEC 320-C14	(6) IEC 320-C13	3.5 x 17.0 x 19.4 / 89 x 432 x 494	34/15
PW9125 1250i	05146009-5501	1250 / 875	IEC 320-C14	(6) IEC 320-C13	3.5 x 17.0 x 19.4 / 89 x 432 x 494	50/23
PW9125 1500i	05146006-5501	1500 / 1050	IEC 320-C14	(6) IEC 320-C13	3.5 x 17.0 x 19.4 / 89 x 432 x 494	50/23
PW9125 2000i	05146003-5501	2000 / 1400	IEC 320-C14	(6) IEC 320-C13	3.5 x 17.0 x 19.4 / 89 x 432 x 494	50/23
PW9125 2500E	103002722-5501	2500 / 1750	IEC 320-C20	(4) IEC 320-C13, (1) IEC 320-C19	3.5 x 17.0 x 23.9 / 89 x 432 x 607	50/23
PW9125 3000E	103002723-5501	3000 / 2100	IEC 320-C20	(4) IEC 320-C13, (1) IEC 320-C19	3.5 x 17.0 x 23.9 / 89 x 432 x 607	81.5/37
PW9125 2500EH	103002724-5501	2500 / 1750	Hardwired	Hardwired	3.5 x 17.0 x 23.9 / 89 x 432 x 607	81.5/37
PW9125 3000EH	103002725-5501	3000 / 2100	Hardwired	Hardwired	3.5 x 17.0 x 23.9 / 89 x 432 x 607	81.5/37
PW9125 5000g HW	103003623-5501	5000 / 3500	Hardwired	Hardwired	8.63 x 17.37 x 24.94 / 219 x 441 x 633	206/93.4
PW9125 5000g HW FC	103003624-5501	5000 / 3500	Hardwired	Hardwired	8.63 x 17.37 x 24.94 / 219 x 441 x 633	206/93.4
PW9125 5000g	103003633-5501	5000 / 3500	L6-30P	L6-30R	8.63 x 17.37 x 24.94 / 219 x 441 x 633	206/93.4
PW9125 5000g FC	103003634-5501	5000 / 3500	L6-30P	L6-30R	8.63 x 17.37 x 24.94 / 219 x 441 x 633	206/93.4
PW9125 6000g HW	103003625-5501	6000 / 4200	Hardwired	Hardwired	8.63 x 17.37 x 24.94 / 219 x 441 x 633	206/93.4
PW9125 6000g HW FC	103003626-5501	6000 / 4200	Hardwired	Hardwired	8.63 x 17.37 x 24.94 / 219 x 441 x 633	206/93.4
PW9125 6000g	103003635-5501	6000 / 4200	L6-30P	L6-30R	8.63 x 17.37 x 24.94 / 219 x 441 x 633	206/93.4
PW9125 6000g FC	103003636-5501	6000 / 4200	L6-30P	L6-30R	8.63 x 17.37 x 24.94 / 219 x 441 x 633	206/93.4

1. 50/60 automatic frequency selection. 2. Black Chassis Option, change order number from -5501 to -6501 (for 700 VA -2000 VA & 5000/6000 VA models only). 3. 120V models are 110V, 120V, 127V user-selectable. 4. 208V Models are 208V, 220V, 230V, 240V user-selectable. 5. 230V models are 208V, 220V, 230V, 240V user-selectable. 6. add 8.5 lbs for shipping weight.

Optional Extended Battery Modules (EBMs)

Model ¹	Part Number	Dimensions (H x W x D)	Weight (lb)
PW9125 24 EBM For 700/1000VA Models Only	05146502-5501	3.5 x 19.0 x 19.4	65
PW9125 48 EBM For 1250,1500,2000VA Models Only	05146074-5501	3.5 x 19.0 x 19.4	65
PW9125 72 EBM For 2500 & 3000 Models Only	103002836-5501	3.5 x 17.0 x 23.9	93
PW9125 240 EBM For 5000 & 6000 Models Only	103003387-5501	5.25 x 17.0 x 24.75	169
PW9125 48Vdc Extended Battery Cabinet	124100014-002	17.2 x 24.6 x 28.3	665

1. Black Chassis Option, change order number from -5501 to -6501 (for 700 VA -2000 VA & 5000/6000 VA models only)

Optional PowerPass Distribution Modules (PPDMs)

Model ¹	Part Number	Input Voltage (VAC)	Output Voltage (VAC)	Input Connection	Output Receptacles	Dimensions (H x W x D)	Weight (lb)
700 - 2000 VA Models							
PPDM 700-1500 VA	05146519-001	120	120	6-ft, L5-15P attached power cord	(6) 5-15R, (1) L5-15R for Laser Printer Unprotected	3.5 x 11.0 x 4.5	2.5
PPDM 2000 VA	05146520-001	120	120	6-ft, L5-20P attached power cord	(6) 5-15R	3.5 x 11.0 x 4.5	2.5
PPDM 700-2000 VA	05146519-002	230	230	IEC 320-C14 Input Connector	(6) IEC 320-C13, (1) IEC 320-C13 for Laser Printer Unprotected	3.5 x 11.0 x 4.5	2.5
2500/3000 VA Models							
PPDM2-LV-US-P1	103002742-5501	120	120	6-ft, L5-30P attached power cord	(6) 5-20R, (1) L5-30R	3.0 x 17.0 x 23.9	20
PPDM1-HV-US-P1	103002739-5501	208-240	208-240 / 120	16A, IEC 320-C20 input connector Country-specific, detachable power cord	(6) 5-20R, (1) L14-30R	3.0 x 17.0 x 23.9	50
PPDM1-HV-US-P2	103002730-5501	208-240	120	16A, IEC 320-C20 input connector Country-specific, detachable power cord	(6) 5-20R, (1) L5-30R	3.0 x 17.0 x 23.9	50
PPDM1-HV-US-P3	103002731-5501	208-240	120	16A, IEC 320-C20 input connector Country-specific, detachable power cord	(6) 5-20R	3.0 x 17.0 x 23.9	50
PPDM1-HV-US-HW	103002732-5501	208-240	208-240/120	30A Terminal block (3 terminals)	30A Terminal block (4 terminals)	3.0 x 17.0 x 23.9	50
PPDM2-HV-US-P1	103002733-5501	208-240	208-240	16A, IEC 320-C20 input connector Country-specific, detachable power cord	(1) L6-30R	3.0 x 17.0 x 23.9	20
PPDM2-HV-EU-P2	103002740-5501	208-240	208-240	16A, IEC 320-C20 input connector Country-specific, detachable power cord	(2) 16A, IEC 320-C19	3.0 x 17.0 x 23.9	20
PPDM2-US-HW	103002734-5501	208-240	208-240	30A Terminal block (3 terminals)	30A Terminal block (3 terminals)	3.0 x 17.0 x 23.9	20
PPDM2-LV-US-HW	103002735-5501	120	120	30A Terminal block (3 terminals)	30A Terminal block (3 terminals)	3.0 x 17.0 x 23.9	20
5000/6000 VA Models							
PPDM, L6-30	103003214-5501	208-240	208-240/120	L6-30P	(1) L6-30R, (8) 5-15R	5.25 x 17.37 x 24.75	106
PPDM, L6-20	103003214-5502	208-240	208-240/120	L6-30P	(1) L6-20R, (8) 5-15R	5.25 x 17.37 x 24.75	106
PPDM, L5-30	103003214-5503	208-240	208-240/120	L6-30P	(1) L5-30R, (8) 5-15R	5.25 x 17.37 x 24.75	106
PPDM, L14-30	103003214-5504	208-240	208-240/120	L6-30P	(1) L14-30R, (8) 5-15R	5.25 x 17.37 x 24.75	106
PPDM, HW	103003214-5505	208-240	208-240/120	Hardwired	Hardwired	5.25 x 17.37 x 24.75	106
PPDM, EURO HW	103003214-5506	208-240	208-240/120	Hardwired	Hardwired	5.25 x 17.37 x 24.75	106
PPDM, L6-30&L14-30	103003214-5507	208-240	220-240/120	L6-30P	(1) L6-30R, (1) L14-30R, (8) 5-15R	5.25 x 17.37 x 24.75	106

1. 5000/6000 VA PDM Black Chassis Option, change order number from -55XX to -65XX

Optional Mounting Hardware

Description	Part Number
PW9215 700 - 3000 VA Mounting Rail Kit 2-post 2U,	05146726-5501
PW9215 700 - 3000 VA Mounting Rail Kit 4-post 2U,	05141562-0021
PW9125 5000/6000 VA Mounting Rail Kit, Beach Grey	103003226
PW9125 5000/6000 VA Mounting Rail Kit, Black	103003226-001
PW9125 5000/6000 VA Pedestal Kit, Beach Grey	103003227
PW9125 5000/6000 VA Pedestal Kit, Black	103003227-001
PW9125 700 - 3000 VA Seismic Kit, Three Unit (For 3 UPSs or EBM)	05146871-5501
PW9125 700 - 3000 VA Seismic Kit, Five Unit (For 5 UPSs or EBM)	05146875-5501
PW9125 5000/6000 Seismic Kit 3-unit (1-UPS, 2 PDM or Battery) Beach Grey	103003229-5501
PW9125 5000/6000 Seismic Kit 3-unit (1-UPS, 2 PPDM or Battery) Black	103003229-6501

Connectivity Option Cards

Model	Part Number	Dimensions (H x W x D)
X-Slot ConnectUPS-X Web/SNMP/xHub Card	103002974-5501	Fits in rear panel slot
X-Slot ConnectUPS-M Card	05146288-5501	Fits in rear panel slot
X-Slot Multi-Server Card	05146447-5502	Fits in rear panel slot
X-Slot Relay Card (AS/400 compatible)	1018460	Fits in rear panel slot
X-Slot USB Card	05146508-5501	Fits in rear panel slot
X-Slot Modbus Card	103002510-5501	Fits in rear panel slot
Expansion Chassis (equipped with Modbus card)	5147063	

Notes: 1.LanSafe cable DB9f to DB9m P/N 60420064-002 is shipped with the UPS.

Technical Specifications¹

Electrical Input	700 – 3000 VA	5000/6000VA
Nominal Voltage	120 Vac, 208 - 240 Vac	208 - 240 Vac
Voltage Range	120V: 80-144V (without using batteries) 208/230V: 160-288 (without using batteries)	123-288V (without using batteries)
Input Power Factor	>.95, typical	>.96 in any mode
Frequency	50 or 60 Hz, auto-sensing	
Frequency Range	45-65 Hz	50 Hz: 47-53 Hz 60 Hz: 57-63 Hz
Electrical Output		
On Utility Voltage Regulation	± 3% of nominal	
On Battery Voltage Regulation	± 3% of nominal	
Efficiency	89-92%, depending on load	>85% Online Mode; >90% High-efficiency Mode
Frequency Regulation	± 3 Hz online; ± 1 Hz on battery	± 3 Hz online; ± 1 Hz on battery; ± 3 Hz High-Efficiency Mode
Load Crest Factor	3 to 1	
Battery		
Internal Battery Type	9 Ah, Sealed, lead-acid; maintenance free	7 Ah, Sealed, lead-acid; maintenance free
EBM Battery Type	9 Ah, Sealed, lead-acid; maintenance free	9 Ah, Sealed, lead-acid; maintenance free
Battery Run Time	See Battery Run times table	
Battery Replacement	Hot-swappable internal and external batteries	
Recharge Time	<2 hrs. From complete discharge to 80% capacity at nominal line conditions	
Start-On-Battery	Allows start of UPS without utility input	
General		
Topology	True online, double-conversion	
Diagnostics	Full system self-test on power up	
UPS Bypass	Automatic on overload or UPS failure	
Dimensions and Weights	See Model Selection Guide	
Communications		
Serial Port	RS-232 communications port standard; optional X-Slot modules available	RS-232 and USB communications port standard; optional X-Slot modules available
Communications Cable	6-foot communications cable included	
Environmental		
Safety Markings	120V: UL, CSA, and NOM; 230V: UL, CSA, VDE, CE S, D, N, FI, B, NOM, R; 208V: UL, CSA	UL, cUL, VDE, CE, NOM, NYCE, GS
EMC Markings	FCC Class B and VCCI Class II 3000 FCC Class A	FCC-A, VCCI-A, BSMI-A, C-Tick, CE Compliance
Surge Suppression	IEEE/ANSI C62.41 Category B (formerly 587)	ANSI C62.41 Category B3, and EN61000-4-5 Level 3 Criteria B
Audible Noise	<45 dBA (on utility); <50 dBA (on battery)	
Ambient Operating/ Heat Dissipation	0 to 40°C (32 to 104°F); 0 to 25°C (32 to 77°F) 2066 BTU/hr. Max	
Leakage Current	< .6mA Typical	
Storage Temperature		
Relative Humidity	0 to 90%, non-condensing	5 to 90%, non-condensing
REPO Port	NEC Code 645-11 intent and UL requirements	
Network Transient Protector	In and out jack for models only or 10Base-T network cable; protection. UL497A tested	N/A

1. Specifications are typical and subject to change without notice due to continuing product improvement programs.

Powerware Recommends

Software	Connectivity	Service	System Solutions
Powerware Software CD  Suite includes: > LanSafe v.5 > Powervision 30-day trial > Foreseer demonstration	> Expansion Chassis  > Connectivity Cards: Web/SNMP/xHub, ConnectUPS-M, USB, Relay Modbus	Enhance your power system maintenance coverage.  > Gold Plan > Gold Plan Plus	> Extended Battery Modules  > Power Distribution Modules > Rack-mount hardware > Seismic Kit

To find out more, visit our Web site at www.powerware.com, or contact us at 1-800-356-5794.

Powerware

WORLDWIDE HEADQUARTERS
8609 Six Forks Road
Raleigh, NC 27615 U.S.A.
Toll Free: 1.800.356.5794
or 919.872.3020
www.powerware.com

CANADA
Ontario: 416.798.0112

9125FXA
Revision 10/03
Reprint 09/03

EUROPE/MIDDLE EAST/AFRICA
Denmark: 45.3677.7910
Finland: 358.9.452.661
France: 33.1.60.12.74.00
Germany: 49.7841.6660
Italy: 39.02.66.04.05.40
Norway: 47.23.03.65.50
Sweden: 46.8.598.940.00
United Kingdom: 44.1753.608.700

ASIA PACIFIC
Australia/NZ: 612.9878.5000
China: 86.21.6350.0606
HK/Korea/Taiwan: 852.2745.6682
India: 91.11.2649.9414 to 18
Singapore/SEA: 65.6829.8888

LATIN AMERICA
Argentina: 5411.4343.6323
Brazil: 55.11.3616.8500
México: 5255.9171.7777

POWERWARE